




Lexington Long Panel with L-397 Windows



Carriage Long Panel with WR-109-LC Windows



Short Panel with S-399 Windows




Modern Line Design D Double



Carriage Wood Like with LC-599 Windows

DESIGNED
ENGINEERED
ASSEMBLED
IN
CALIFORNIA
USA



WORLD'S QUIETEST • WORLD'S STRONGEST



2022 CATALOG



**DEMAND QUIET
DEMAND STRONG
DEMAND UNIQUE**

YOU CAN NEVER GO WRONG WITH QUIET AND STRONG

SELECTING A NEW DOOR

WARRANTY

Limited Lifetime on
Door, Hardware.
4 Year on Springs.
Our Quality Assurance,
Your Peace of Mind.
(See Warranty Page For Details)
www.uniquegaragedoor.com

STEP 1

CONSTRUCTION



When choosing a new door, you have three options on the construction of your door. First, there is our standard 2" non-insulated door, referred to as a Pan Door. Second, is our 2" thick Super Poly Insulated Door which includes a single layer of steel plus a rigid polystyrene core with 1/4" thick Super Poly Back Skin. Strong enough to walk on and is exclusively from Unique. No other company offers it. Your third choice is our 2" thick Insulated Sandwich Steelback. Unique's Steelbacks are strong with a rigid polystyrene insulated core with a steel woodgrain textured back skin.

***Unique's Pan Door is strong,
our Polyback is stronger
and our Steelback is the strongest!
Three good reasons to choose Unique.***

Pan Door

1-GOOD

Polyback

2-BETTER

Steelback

3-BEST

STANDARD 2" THICK NON-INSULATED

GOOD

PAN DOOR



**YOU CAN NEVER GO WRONG
WITH QUIET AND STRONG!**

OUR STANDARD 2" thick non-insulated pan door features our exclusive raised shadow line for EXTRA STRENGTH. It prevents oil canning. Oil canning is waves and dips that pop and ping on the face of garage doors. Unique provides extra strength for no extra cost! Unique uses our own Formula 124 steel that is thicker and heavier than other manufacturers 25 GA or 26 GA models. Strong and quiet are very important at Unique that is why we use heavy duty



thicker end and center brace stiles to better support your door. Unlike others our end stiles are quiet bonded and mechanically fastened to insure quieter stronger operation. For second to none protection from the outside weather environment. We use a 1 Mil thick baked on polyester paint coating outside and unlike others, that use a 1/2 Mil finish on the inside we use a full 1 Mil thick for better protection inside and out. Hot dipped galvanized steel construction for more protection is standard. Add in a rust proof bottom weather seal retainer with replaceable bottom seal and you have great protection from the elements. **UNIQUE QUIET AND STRONG!**

2" THICK POLY-BOARD, POLY-BACK INSULATED

R-VALUE 8

BETTER

SUPER POLY



U.S. PATENT #10,407,976



**SO STRONG IT'S GOT A U.S. PATENT
DO NOT BUY A SQUEAK!
BUY ONLY UNIQUE!**

Unique has the strongest quietest and toughest poly back insulated door in the industry! Our patented Super Poly Back is a 2" thick insulated model that features a Unique 1/4" thick poly back skin that is so strong you can walk on it! Others use thin vinyl plastic that rips and punctures easily. They even turn yellow after a few years and peel off and ripple. We are the only manufacturer to make our super poly back insulated models with full sheets of polystyrene for second to none strength. Full 8 to 18 foot long solid one piece sheets of safe CFC free polystyrene is bonded to the steel with a patent pending urethane squeak free bonding process which is done right here in our factory! Other door companies manufacturers and sub standard distributors use standard all ready made pan doors and pop in thin vinyl skin polystyrene foam. They pop in 4 pieces per section totaling 16 pieces of foam in each double car sized door. This causes the doors to squeak from the insulation moving around because it does not get bonded together with the door. This adds no strength and squeaks! You are paying for a better door and are not getting one! With Unique, you get a real U.S. PATENT DOOR insulated model with the strongest poly in the industry. This is not a poor imitation made by others. Before you choose a different brand ask how they build their door first.....Because they might be popping in the foam on the way to your home. Loose fitting and a squeak that will last year after year. Super Poly Back uses our Formula 124 steel or 125 steel, that is thicker and heavier.



2" THICK SANDWICH INSULATED STEELBACK

BEST

STEELBACK



**WITH AN R-VALUE OF 10...
IT MAKES IT THE BEST!**

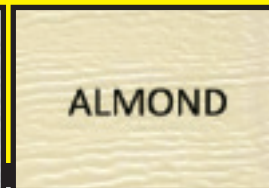
Having a Unique Steelback is like having an insulated block wall that rolls up and down every day. They are stronger, quieter, safer, and also offer more security! Our steelbacks have a three layer construction that includes woodgrain steelback with safe, stable, rigid polystyrene insulation. Rigid polystyrene is not going to bubble, delaminate or



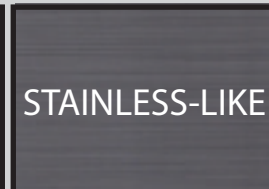
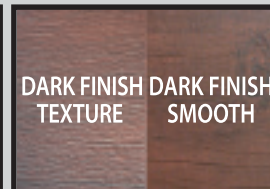
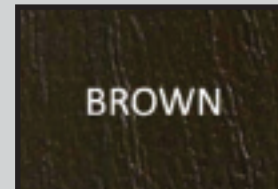
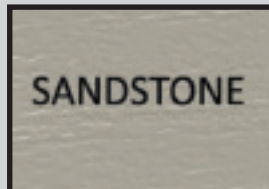
become brittle like some of the higher R-value polyurethane doors being offered by other companies. We only use rock solid polystyrene which is tried and time tested. Our Unique process of special density foam and two layers of steel with our pressure-max bonding say it all! Our steelbacks offer rock solid performance because we only use solid sheets of foam unlike other companies that use multiple pieces to insulate. Our steelback is a stronger, energy efficient and a more quiet model.

SELECTING A NEW DOOR

★ Please ask your dealer for actual color chip sample before ordering. Colors printed in catalog may vary from actual color of door. ★



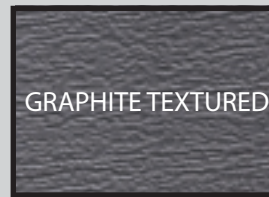
STEP 2



FACT

All Unique Models come with the World's Quietest Hardware, regardless of Model or Type of Construction. Featuring a top of the line and one of a kind Heavy Duty Quiet System. Others charge more for less. Quiet is standard at Unique and will not cost you a penny more. Plus a Lifetime Warranty for peace of mind.

READ PAINTING INSTRUCTIONS BEFORE PAINTING ANY DOOR!



Smooth not available in Black or Brown

SHORT RAISED PANEL

AVAILABLE COLORS

- WHITE
- ALMOND
- BROWN
- SANDSTONE
- WOOD-LIKE LIGHT FINISH
- WOOD-LIKE DARK FINISH
 - STAINLESS-LIKE
- GRAPHITE TEXTURED

WINDOW CHOICES

SEE WINDOW PAGES

GLASS CHOICES

SEE GLASS PAGES



CONSTRUCTION

- STANDARD NON-INSULATED FORMULA 124 STEEL 2" THICK
- SUPER POLY BACK INSULATED FORMULA 124/125 STEEL 2" THICK
- STEEL BACK INSULATED SANDWICH FORMULA 124/125 steel 2" THICK
- *DIAMOND BACK AVAILABLE

Unique uses our own Formula 124 Steel that is thicker and heavier than other manufacturer's 25ga or 26ga door models

*Short Raised Panel Shown with S-399 Windows

LONG RAISED PANEL



AVAILABLE COLORS

- WHITE
 - ALMOND
 - BROWN
 - SANDSTONE
 - WOOD-LIKE LIGHT FINISH
 - WOOD-LIKE DARK FINISH
 - STAINLESS-LIKE
 - GRAPHITE TEXTURED
- Note: Doors can be painted any color after installation. See Painting Instructions.

WINDOW CHOICES

SEE WINDOW PAGES

GLASS CHOICES

SEE GLASS PAGES

AVAILABLE COLORS

- WHITE
 - ALMOND
 - BROWN
 - SANDSTONE
 - WOOD-LIKE LIGHT FINISH
 - WOOD-LIKE DARK FINISH
 - STAINLESS-LIKE
 - GRAPHITE TEXTURED
- Note: Doors can be painted any color after installation. See Painting Instructions.

WINDOW CHOICES

SEE WINDOW PAGES

GLASS CHOICES

SEE GLASS PAGES



CONSTRUCTION

- STANDARD NON-INSULATED FORMULA 124 STEEL 2" THICK
- SUPER POLY BACK INSULATED FORMULA 124/125 STEEL 2" THICK
- STEEL BACK INSULATED SANDWICH FORMULA 124/125 STEEL 2" THICK

*DIAMOND BACK AVAILABLE

*Long Raised Panel
Shown with L-397 Windows

CONSTRUCTION

- STANDARD NON-INSULATED FORMULA 124 STEEL 2" THICK
- SUPER POLY BACK INSULATED FORMULA 124/125 STEEL 2" THICK
- STEEL BACK INSULATED SANDWICH FORMULA 124/125 STEEL 2" THICK

*DIAMOND BACK AVAILABLE

*Lexington Raised Panel
Shown with L-799 Windows

CARRIAGE HOUSE SHORT PANEL

AVAILABLE COLORS

- WHITE
- ALMOND
- BROWN
- SANDSTONE
- WOOD-LIKE LIGHT FINISH
- WOOD-LIKE DARK FINISH
- STAINLESS-LIKE
- GRAPHITE TEXTURED

Note: Doors can be painted after installation. See Painting Instructions.

WINDOW CHOICES

SEE WINDOW PAGES

GLASS CHOICES

SEE GLASS PAGES



CONSTRUCTION

- STANDARD NON-INSULATED FORMULA 124 STEEL 2" THICK
 - SUPER POLY BACK INSULATED FORMULA 124/125 STEEL 2" THICK
 - STEEL BACK INSULATED SANDWICH FORMULA 124/125 STEEL 2" THICK
- *DIAMOND BACK AVAILABLE
- *Carriage House Short Panel Shown with LC-599 Windows with Black Frames and Inserts

CARRIAGE HOUSE LONG PANEL

AVAILABLE COLORS

- WHITE
- ALMOND
- BROWN
- SANDSTONE
- WOOD-LIKE LIGHT FINISH
- WOOD-LIKE DARK FINISH
- STAINLESS-LIKE
- GRAPHITE TEXTURED

Note: Doors can be painted after installation. See Painting Instructions.

WINDOW CHOICES

SEE WINDOW PAGES

GLASS CHOICES

SEE GLASS PAGES



CONSTRUCTION

- STANDARD NON-INSULATED FORMULA 124 STEEL 2" THICK
 - SUPER POLY BACK INSULATED FORMULA 124/125 STEEL 2" THICK
 - STEEL BACK INSULATED SANDWICH FORMULA 124/125 2" THICK
- *DIAMOND BACK AVAILABLE
- *Carriage House Long Panel Shown with WR-109-LC

Unique uses our own Formula 124 Steel that is thicker and heavier than other manufacturer's 25ga or 26ga door models

FLUSH WOODGRAIN TEXTURE

AVAILABLE COLORS

- WHITE
- ALMOND
- BROWN
- SANDSTONE
- WOOD-LIKE LIGHT FINISH
- WOOD-LIKE DARK FINISH
- STAINLESS-LIKE
- GRAPHITE TEXTURED

Note: Doors can be painted after installation. See Painting Instructions.


*Woodgrain Texture Finish Standard



CONSTRUCTION

- SUPER POLY BACK INSULATED FORMULA 124 STEEL 2" THICK
- STEEL BACK INSULATED SANDWICH FORMULA 124/125 STEEL 2" THICK

*DIAMOND BACK AVAILABLE



*Flush Woodgrain Texture Shown with L-100 Windows

WINDOW CHOICES

SEE WINDOW PAGES

GLASS CHOICES

SEE GLASS PAGES

AVAILABLE COLORS

- WHITE
- ALMOND
- BROWN
- SANDSTONE
- WOOD-LIKE LIGHT FINISH
- WOOD-LIKE DARK FINISH
- STAINLESS-LIKE
- GRAPHITE TEXTURED

Note: Doors can be painted after installation. See Painting Instructions.

*Smooth Finish

NO Woodgrain for that Custom Modern look and feel

WINDOW CHOICES

SEE WINDOW PAGES

GLASS CHOICES

SEE GLASS PAGES




FLUSH SMOOTH

CONSTRUCTION

- ALL FLUSH SMOOTH FEATURE FORMULA 124 STEEL 2" THICK
- STEEL BACK INSULATED SANDWICH

*DIAMOND BACK AVAILABLE



*Flush Smooth Customer Painted Door

MODERN VIEW STAINLESS LIKE

ALUMINUM FRAMES

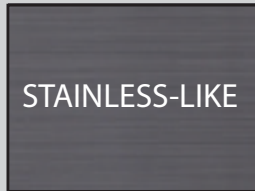
- FEATURES A HEAVY DUTY ALUMINUM GLASS FRAME SYSTEM. POWDER COATED TOUGH

WINDOW CHOICES

SHORT OR LONG SIZE

GLASS CHOICES

SEE GLASS PAGES



STAINLESS-LIKE

A Brushed finish that looks real



CONSTRUCTION

- STEEL BACK INSULATED SANDWICH FORMULA 124 STEEL 2" THICK

AVAILABLE FINISH

- STAINLESS-LIKE PAINTED ON BRUSH FINISH LOOKS AWESOME!

AVAILABLE IN

SMOOTH FINISH
24" OR 21" SECTION HEIGHTS
MODERN VIEW
MODERN SIDE

*DIAMOND BACK AVAILABLE

MODERN VIEW STEEL

AVAILABLE COLORS

- WHITE
- ALMOND
- BROWN
- SANDSTONE
- WOOD-LIKE LIGHT FINISH
- WOOD-LIKE DARK FINISH
- STAINLESS-LIKE
- GRAPHITE TEXTURED

Note: Doors can be painted any color after installation. See Painting Instructions.

AVAILABLE IN

SMOOTH FINISH OR WOOD GRAIN TEXTURE



CONSTRUCTION

- STEEL BACK INSULATED SANDWICH FORMULA 124 STEEL 2" THICK

*DIAMOND BACK AVAILABLE

- AVAILABLE IN STANDARD WOOD GRAIN TEXTURE OR OPTIONAL SMOOTH FINISH

WINDOW CHOICES

SHORT OR LONG SIZE

GLASS CHOICES

SEE GLASS PAGES



NEW GRAPHITE COLOR SHOWN IN AN 8X7 MODERN SIDE. SHORT WINDOWS



NEW!
MODERN SIDE

AVAILABLE COLORS

- WHITE
- ALMOND
- BROWN
- SANDSTONE
- WOOD-LIKE LIGHT FINISH
- WOOD-LIKE DARK FINISH
 - STAINLESS-LIKE
 - GRAPHITE TEXTURED

WINDOW CHOICES

SHORT OR LONG SIZE

GLASS CHOICES

SEE GLASS PAGES



Shown with Brown Color

CONSTRUCTION

- STEEL BACK INSULATED SANDWICH FORMULA 124/125 steel 2" THICK

*DIAMONDBACK AVAILABLE

AVAILABLE IN:
WOODGRAIN TEXTURE
OPTICAL SMOOTH

WOOD-LIKE CUSTOM STEEL SERIES

AVAILABLE IN

- LIGHT FINISH
- DARK FINISH



LIGHT FINISH



DARK FINISH



CONSTRUCTION

- STANDARD NON-INSULATED FORMULA 124 STEEL 2" THICK
- SUPER POLY BACK INSULATED FORMULA 124 STEEL 2" THICK
- STEEL BACK INSULATED SANDWICH FORMULA 124/25GA 2" THICK

*DIAMOND BACK AVAILABLE

CARRIAGE HOUSE SHORT PANEL

Shown with Optional SC-100 White Laminated Windows.

Hinges and Handles give that finishing touch!

WOOD-LIKE CUSTOM STEEL-SERIES

OUR AUTHENTIC SERIES IS HERE NOW!
WHEN YOU COMPARE OURS TO THE COMPETITION
YOU WILL UNDERSTAND WHAT WE ARE TALKING ABOUT.
ONLY UNIQUE BRINGS YOU THE AUTHENTIC LOOK
OF REAL WOOD IN A SECOND TO NONE FINISH.
PLUS, WE DO WHAT OTHERS DO NOT! WE OFFER IT
IN OPTIONAL SMOOTH FINISH.

THE LOOK OF TOMORROW TODAY!

WINDOW CHOICES

SEE PAGE WINDOW PAGES

GLASS CHOICES


SEE GLASS PAGES

Limited Lifetime Warranty
Formula 124 Steel
3 Coat Baked on Finish
Includes Clear Coat Protection


*Smooth Finish Option Available
only in Steel Back Insulated
Sandwich Model.*

TEXTURE

- WOODGRAIN FINISH
- SMOOTH OPTION



SMOOTH OPTION



WOODGRAIN TEXTURE



Carriage House Door shown with Light Finish, Textured, Optional WR109-LC Windows

3 COAT BAKED ON FINISH PROCESS

DARK FINISH features a clear coat protective coating to prevent fading.


Unique uses our own Formula 124 Steel that is thicker and heavier than other manufacturer's 25ga or 26ga door models

AVAILABLE IN


- CARRIAGE HOUSE
- SHORT PANEL
- LONG PANEL
- LEXINGTON PANEL



LONG PANEL
SHOWN WITH DARK SMOOTH



SHORT PANEL
SHOWN WITH LIGHT SMOOTH



LEXINGTON PANEL
SHOWN IN DARK TEXTURE
*Lexington Not Available in Smooth
*Carriage House Long Panel Not Available in Smooth Option



CARRIAGE HOUSE SHORT PANEL
SHOWN WITH DARK SMOOTH

DARK FINISH WITH WHITE LAMINATED GLASS SHOWN



MODERN LINE

CUSTOM GLASS DESIGNS



ONE OF A KIND! MODERN LINE!

Setting your home apart from all others. This custom glass door line sets the bar higher than ever for glass doors. Since the Big boxy gas station type doors lost their shine.....Modern Line fits just fine! Select from our designs or rearrange your own! Your home will be looking fine with the Modern Line.

GLASS TYPES

1/4" Clear Laminated
1/4" White Laminated
1/4" Black Laminated

FINISH

FACE OF DOOR
Wood Grain Texture Standard
Smooth Optional,
Black is available in Woodgrain
texture only.

COLORS

White • Almond
Brown • Sandstone
Black • Brushed Aluminum
Woodlike Light and Dark Finish
Stainless-Like
Graphite Textured

CONSTRUCTION

2" Thick Insulated Rigid
Sandwich Style Construction
with Woodgrain Embossed
White Steel Backing.
Optional "Diamond Back"
Diamond plate Backing.
Part of the "Ultimate Garage Series"




**DESIGN A
SINGLE AND DOUBLE**



**DESIGN D
DOUBLE**

MODERN LINE

CUSTOM GLASS DESIGNS



DESIGN A DOUBLE



DESIGN E DOUBLE



DESIGN C DOUBLE




DESIGN D DOUBLE

FRAME SIZES AVAILABLE

- 4 FT
- 5 FT
- 6 FT
- 7 FT

GLASS TYPES AVAILABLE

- 1/4" CLEAR LAM
- 1/4" WHITE LAM
- 1/4" BLACK LAM




DESIGN A SINGLE



DESIGN E SINGLE



DESIGN C SINGLE



DESIGN D SINGLE



STAINLESS-LIKE

AVAILABLE IN

SMOOTH FLUSH
SMOOTH SHORT PANEL
SMOOTH LONG PANEL
SMOOTH CARRIAGE
PANEL SHORT OR LONG

GLASS CHOICES

SEE GLASS PAGES

NEW!



CONSTRUCTION

• STEEL BACK INSULATED SANDWICH
FORMULA 124/125 STEEL
2" THICK

*DIAMOND BACK AVAILABLE

*Unique uses our own Formula 124 Steel
that is thicker and heavier than other
manufacturer's 25ga or 26ga door models*

WINDOW CHOICES

BLACK FRAMES
OR STAINLESS LIKE
POWDER COATED ALUMINUM
FRAMES

STAINLESS-LIKE

STAINLESS-LIKE SMOOTH

ASK FOR A COLOR CHIP TO SEE
A SIMULATED BRUSH FINISH THAT
IS SECOND TO NONE!

NEW!



STEP 3

WINDOW SELECTION



OPTIONAL WINDOWS

HIGH IMPACT PLASTIC "SUPER STRONG"
7 YEAR WARRANTY AGAINST TURNING YELLOW

Available in White • Almond • Brown
• Sandstone • Wood-like
Light Finish • Dark Finish • Black (Special Order)
* Patent and Patent Pending Designs

SHORT PANEL WINDOW DESIGNS



S-399



S-393



S-100



S-595



S-398



S-111



S-599



S-699



S-337



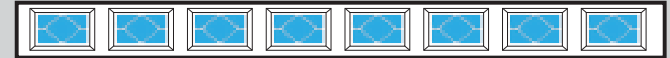
S-305



S-405



S-306



S-499



S-397



* S-801



S-300

LONG PANEL WINDOW DESIGNS

Available in White • Almond • Brown
• Sandstone • Wood-like
Light Finish • Dark Finish • Black (Special Order)
* Patent and Patent Pending Designs



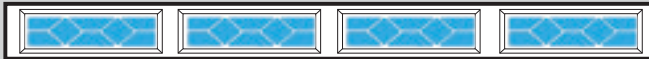
L-305



L-405



L-306



L-499



L-397



L-393



L-100



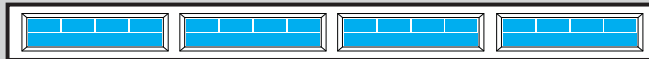
L-595



L-398



L-111



* L-801



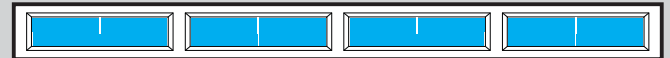
* L-909



* L-906



L-399



L-197



L-799



L-695



L-337



L-797



L-699




L-777



L-599

OPTIONAL CARRIAGE HOUSE WINDOWS



OPTIONAL GLASS CHOICES



**DARK SMOKED*



**OBSCURE*




**1/4" WHITE LAMINATED*



**DELTA FROST*

ALSO AVAILABLE IN:
1/4" BLACK LAMINATE
1/4" CLEAR LAMINATE



**FROSTED TEMPERED*

DARK SMOKED
OBSCURE
DELTA FROST
ALSO AVAILABLE IN TEMPERED

IF NOT SPECIFIED, ALL DOORS COME WITH CLEAR GLASS (NOT SHOWN).

CARRIAGE HOUSE OPTIONAL HARDWARE



REAL CAST ALUMINUM
Magnetic Bond for no screw holes,
U-Bond included for permanent adhesion.

HINGES • HANDLES • KNOCKERS

OPTIONAL MAIL SLOTS



BRASS



SILVER

ELEGANT IRON SERIES



**NEW
WINDOWS**

WR-109-LC "THE ORLEANS"



U.S. PATENT #9702181



CARRIAGE HOUSE SHOWN WITH WR-109-LC WINDOWS • "The Orleans"

WR-105-LC "THE BLACK SMITH"



U.S. PATENT #9702181

SHOWN WITH DELTA FROST GLASS. CHOOSE FROM CLEAR GLASS, TINTED ACRYLIC, OBSCURE GLASS, WHITE LAMINATED AND FROST GLASS OPTIONS

Elegant Iron Window Inserts are made from Special Plastic to be Light, Strong and look like the Real Thing.



COMES STANDARD WITH BLACK FRAMES



SHORT PANEL SHOWN WITH WR-109-S WINDOWS • "The Orleans"

WR-109-SP



WR-109-L Design
Shown on a Unique Long Panel Brown Door. Delta Frost Glass Shown. Choose from any of the above Glass Options



BLACK FRAMES AND INSERTS

ACCENT WITH BLACK FRAMES...



BF-100-L with
White Laminated Glass Shown
*Short Panel, Long Panel
Black Inserts are Available
on Special Order




LONG PANEL SHOWN WITH BF-100-L WINDOWS AND WHITE LAMINATED GLASS


BLACK FRAMES

Provide accent to raise curb appeal like no other!
Tie it all in with hinges and handles plus insert design,
or just accent with Black Frames. You can't lose!


BF-100-S with
White Laminated Glass Shown



Try adding Black Frames and
White Inserts!



Add Almond Insert to Black Frame



PATENT PENDING

HINGES • HANDLES • KNOCKERS

Patent Pending
REAL CAST ALUMINUM
Magnetic Bond for no screw
holes. U-bond included for
permanent adhesion.



SHORT PANEL CARRIAGE HOUSE SHOWN WITH LC-399-B WITH BLACK FRAMES
AND CAST IRON HARDWARE

CARRIAGE HOUSE BLACK INSERTS GIVE YOUR DOOR THAT CUSTOM LOOK

LC-399-B




LC-397-B




LC-595-B



LC-599-B



DIAMOND BACK



U.S. PATENT #10,837,220




U.S. PATENT #10,837,220

UNIQUE
GARAGE DOOR

WORLD'S QUIETEST DOORS

We got your back!
Aluminum
DiamondBack
is one of a kind!
Choose your front from
Raised Panel, Flush,
Carriage Style, Modern
Line or Modern Side

ULTIMATE GARAGE SERIES
DIAMOND BACK
FROM UNIQUE
Whether you're into motorsports,
automotive, or just want the best
looking garage shop around, our
Patented Diamond Back
insulated door series is here now!



Tired of keeping up with the Joneses, let the Joneses keep up with you!

Keep Your New Door
Sounding New! Make Your
Old Door Sound New Again

MADE IN **THE USA** 

**PREMIUM
PRO LUBE**
ALL IN ONE PLUS
SILENCE in a CAN™



It reaches the Squeak, sets up for Quiet!™

The Best Garage Door Lube! Use on anything in your home that Squeaks!
The Best Lube Period!

Lasts longer than other Multi-Purpose spray lubes

You don't have to buy 2 different types of lube

Quiet Maxx Technology provides cushion effect to keep lubricated parts quieter and for longer

Does not continue to migrate to drip, keeping floors and areas around lubricated parts cleaner

Saves Time:
Better lubrication quality-you don't have to apply as often

Saves Money:
Less you apply - Less you buy

**Maintain Your Door!
Protect Your Warranty
Use **UNIQUE!**
Recommended Lube!**



**ASK YOUR DEALER
OR ORDER AT:
www.silenceinacan.com**

See Website for use instructions.
Instruction video can be viewed
at Unique website:
www.uniquegaragedoor.com

**Made, Filled, Packaged and
Distributed in the USA**



ALL DOORS INCLUDE SUPER STRONG



SUPER QUIET HARDWARE

ONE OF A KIND QUIET HINGE AND ROLLER SYSTEM SETS US APART FROM ALL OTHERS




**PATENTED
WORLDS QUIETEST
HARDWARE**

Standard NO Extra Charge Heavy Duty 14GA Steel Quiet Hinges. Sealed Ball Bearing, NO Maintenance Coated Shaft, Super Quiet Rollers.



**• PATENTED HINGE • PATENT#9856685
• PATENTED ROLLER ASSEMBLY
#10,280,668/667 • 10280668, 11131131, 11180940 SUPER QUIET ROLLER**

**GOVERNMENT OF CANADA PATENTS: 2978901, 2978933
PATENTS PENDING: 3027986, 2978898**



YELLOW SOUND ABSORBING URETHANE TIP FOR SUPER QUIET OPERATION!

NYLON/DELRIIN WASHER PREVENTS METAL TO METAL CONTACT. NO GAP! NO SLOP! NO NOISY!

NYLON COATED STEEL SHAFT NO RATTLE! NO NOISY!

***Super Quiet 320 lbs max**

SUPER 8 BALL SEALED BALL BEARING ROLLER NO MAINTENANCE. GREASE IS PACKED INSIDE

14GA WIDE BODY STRONGER, QUIET HINGE!



BEFORE YOU BUY ANY OTHER BRAND DOOR



GO TO HEAR THE DIFFERENCE!

Visit our website at www.uniquegaragedoor.com to view our youtube videos


THERE IS A DIFFERENCE!

Hinge
 Unique's larger, stronger, super quiet design




OTHERS

Bearing Plate
 Unique's larger/stronger design



OTHERS

Strut/Top Panel Reinforcement **U.S. PATENT # 9353538**
 Unique's larger/stronger design




OTHERS

***SUPER QUIET standard on doors up to 320 lbs max door weight.**

OTHER BRANDS/ INFERIOR HINGES

Top Bracket
 Unique's larger/stronger design




OTHERS

Bottom Bracket
 Unique's safer/stronger design



OTHERS



Gap
Sharp Edges

OTHERS



No Gap! No Noise!

Unique Wide Body Hinge 14 GA. steel with large barrel is bigger and stronger.



OTHERS
 THIN 18 GA BUILDERS TYPE HINGE WITH GAPS THAT MAKE NOISE. NO BEARING. HARD PLASTIC ROLLER AND UNCOATED STEEL SHAFT THAT MAKES IT NOISY.

OTHERS
 UPGRADED HINGE WITH GAPS CAUSE NOISE. UNSEALED BALL BEARINGS. UNCOATED STEEL SHAFT THAT MAKES IT NOISY.

OTHERS
 SKINNY PLASTIC HINGE LACKS THE STRENGTH OF STEEL. UNCOATED SHAFT.

WHAT MAKES UNIQUE SO UNIQUE?

ONLY FROM UNIQUE!

Raised shadow line is an industry first! It eliminates oil canning in the space between the raised panel and the section joint. No ugly bumps. No pops and pings, and has extra strength for life! It gives the Unique raised panel a one of a kind picture framed look, strength, and style at no extra cost.



UNIQUE EXCLUSIVE


Raised shadowline gives a picture perfect look. It makes the door stronger and eliminates oil canning.



LESS NOISE

THE OTHER GUYS? STANDARD STRENGTH STANDARD NOISE, STANDARD LOOK

Shallow standard raised panel design made by others lacks the crisp deep bevel cut detail. A flatter appearance that fades the farther you stand back, with very little curb appeal. Popping and pinging may occur from excessive oil canning.




OIL CANNING

Oil Canning is apparent on the top and bottom of the raised panel. It stands out more as sunlight hits the door from different angles.

Thin Steel! This can lead to cracking/splitting and premature door failure

Others use pencil grooves or nothing at all! They do not do the job like Unique's raised Shadow Line does. Popping and pinging may occur from excessive Oil Canning. If this happens it can lead to cracking, splitting and premature door failure. As your door goes up and down day after day, it bows and flexes. As the flexing occurs the metal fatigues and starts to crack and split. To understand, take a thin piece of metal or plastic and bend it back and forth over and over. It will break in half! This is what can happen. Unique Raised Shadow Line prevents this and makes the door sections stronger. Exclusive technology that not only makes your door look better but last longer....That's Unique!



WORLD'S QUIETEST • WORLD'S STRONGEST

vs. Others

DESIGNED ENGINEERED ASSEMBLED HERE

DESIGNED, ENGINEERED, ASSEMBLED IN CALIFORNIA Factory Fresh Less Handling, Less Damage



Made Back East/Mid West or import overseas. Bounced around for hundreds or thousands of miles. Transferred and reloaded, prone to damage.

THE MOST WINDOW DESIGNS

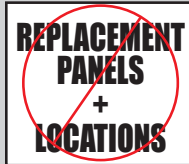
More window insert design choices than any other Garage Door Manufacturer. Over 39 different choices - The Most!



Most offer the standard 10 Designs. Not very much selection to choose from. Hard to match your house design with limited selection.

REPLACEMENT PANELS + LOCATIONS

If you ever need a replacement panel (car backed into door, it does happen) most Unique Panels are in stock or on the floor. If not, it can be made in days or next day emergency service.



May take weeks for replacements to be shipped from Back East/ Mid West. Could be months from overseas.

POLY INSULATED

Super Poly Back Insulated 1/4" thick back skin is so strong you can walk on it! Made with full sheets of foam. More strength, no squeak. Solid bonded construction. This type of design adds strength to the door plus our Formula 124 construction makes it super strong.



Thin pieces of paper-thin vinyl backed foam, are inserted in a pan (non-insulated) door section. Not bonded, they move around, squeak and give no extra strength to the door. On top of that, it's so easy to poke a hole through the paper-thin vinyl backing. In a year, it turns yellow because it has no UV protection. Heat and light turn it yellow.

THICKER STEEL NON INSULATED DOORS

Formula 124 Steel is thicker and heavier than other manufacturers 25ga or 26ga Models. More strength, more dent resistant.



Thinner steel has oil canning that pings and pops. Weaker and more noise period!

STEEL BACK SANDWICH INSULATED

Steel Back Insulated Models are the strongest in the industry. Formula 124 and 25 ga front skin and 25 ga back skin make these the thickest steel back doors in the industry. More dent resistant. Like a rolling steel wall to keep out the elements.



28, 27, 26 ga thin steel back sandwich doors are the standard offered by most Garage Door Manufacturers. Thinner steel dents very easy and does not provide as much strength.

SUPER STRUT

Patented Super Strut comes standard for all double car garages. Gives top section extra strength. One of a kind 2.5" tall Unique Design features a ribbed design for extra strength.



Standard, shorter 2" design has no reinforcing ribs for extra strength. Shorter design height does not provide as much strength as Unique's Super Strut.

SMOOTH NO WOODGRAIN TEXTURE MODELS

Smooth, no woodgrain texture. Premium Models available in Flush Design plus Carriage House Design. A modern upgraded custom look found only here.



Others do not offer a rigid smooth option like Unique.

ONE OF A KIND HARDWARE

World's Quietest Garage Doors come with patented 14 ga "The Real Deal" Quite Heavy Hinges plus patent pending Super Quiet Rollers with one of a kind coated steel shafts to insure no metal to metal contact.



Potato chip thin 18 ga hinges or cheap plastic hinges that can break easy. Sloppy with gaps give side to side sloppy movement. Steel roller shafts that make metal to metal contact to create more noise, even on their so called upgraded hardware.

AUTHENTIC WOOD-LIKE MODELS

Wood-like steel doors have an authentic real wood look. Dark finish color features a clear coat protection that is not found on other manufacturer's standard wood look type models. Longer lasting, real looking finish for year after year, enduring beauty.



No clear coat offering. Most do not look very authentic. A 2-coat process, not 3, looks more like paint than wood.

QUIET HARDWARE STANDARD

All Unique Models come standard with the World's Quietest Hardware. Regardless of being the lowest cost Pan Non Insulated Model or highest cost Premium Steel Back Insulated Model. No up-charges, just the Best in the Industry Standard!



Others try to upgrade you for an extra cost or inflate the price and tell you it's Free with their Special Sale. What you get are cheap plastic so called quiet hinges that break easy or heavy duty sloppy and noise making upgraded hinges.

**OTHER U.S. PATENTS NOT LISTED:
8215369, 9249622, D-756533, D-757298,
D-713551, D-754878, D-756532
PLUS OTHER U.S. AND
CANADA PATENTS PENDING**





**BUENA PARK
CALIFORNIA**



**CARSON
CALIFORNIA**



**CHATSWORTH
CALIFORNIA**



**RIVERSIDE
CALIFORNIA**



**OCEANSIDE
CALIFORNIA**



**SANTA MARIA
CALIFORNIA**



**LAS VEGAS
NEVADA**



**TEMPE
ARIZONA**



WORLD'S QUIETEST • WORLD'S STRONGEST



Order at:
www.silenceinacan.com
Keep your warranty!
See Unique website
for lube instructions